



Draw the quarter notes  
and rests on the drums


## Beat the Drum Handout




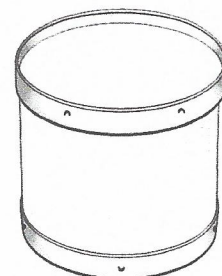
**Beat**




**the**




**drum**




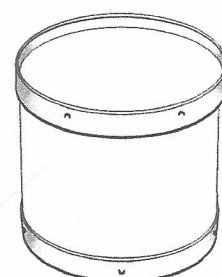
**Beat**




**the**



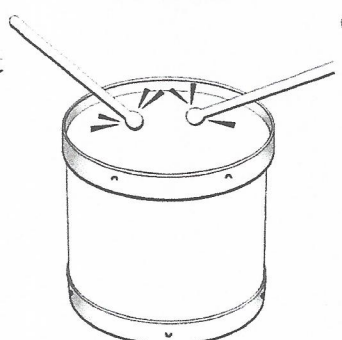
**drum**




**Count**




**- ing**




**Count**




**- ing**



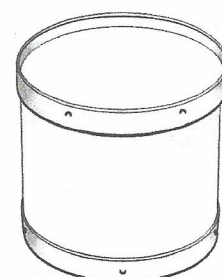
**Here**




**we**



**come**



## Visual for Beat the Drum



Make many copies of this page, cut out patterns,

*For use by Rhythm Maker students.*

lynnkleinersmusicbox.com ©2017 All Rights Reserved • Visit us online at [musicrhapsody.com](http://musicrhapsody.com) • (310) 376-8646

Cut out duck, turkey and rest cards  
and write your own rhythms.

## Turkeys, Ducks, and Rests Handout

